

COLOR TRENDS AND FEATURES


PLANK SIZE: 7" x 48" x 2 mm
TILE SIZE: 12" x 24" x 2 mm
CONSTRUCTION: 2 mm Flexible LVT
WEAR LAYER: 12 mil with MaxProtect®
INSTALLATION METHOD: Glue Down
PLANK PACKAGING: 46.66 SF/CTN
TILE PACKAGING: 54 SF/CTN
LIMITED WARRANTY: 30 Year Residential
 20 Year Light Commercial




COOL

NEUTRAL


WARM




20198 Fulton 12" x 24"



20197 Cambria 12" x 24"



20196 Garrett 12" x 24"



20199 Bedford 12" x 24"



20013 Cape May 7" x 48"



20115 Stafford 7" x 48"



20056 Dillon 7" x 48"



20012 Burlington 7" x 48"



20138 Gordon 7" x 48"



20011 Atlantic 7" x 48"



20022 New Castle 7" x 48"



20127 Wake 7" x 48"



20023 Sussex 7" x 48"



20054 Calhoun 7" x 48"



20105 Rockingham 7" x 48"



20001 Arlington 7" x 48"



20021 Kent 7" x 48"



20092 Dauphin 7" x 48"



20095 Lebanon 7" x 48"



20091 Chester 7" x 48"



20002 Alexandria 7" x 48"



20126 Mecklenburg 7" x 48"



20137 Pierce 7" x 48"